


Star Bright

ANDOVER FABRICS



Rainbow Swirl

Quilt designed by:
Giucy Giuce

Quilt Size: **76" x 76"**

andoverfabrics.com

andover • makower.uk

Free Pattern Download Available

1384 Broadway New York, NY 10018
Tel. (800) 223-5678 • andoverfabrics.com

Rainbow Swirl



Featuring Andover Fabrics new Collection: Star Bright by Andover Fabrics

Quilt designed by Giucy Giuce

Quilt finished 76" x 76"

Cutting Directions

Note: Read assembly directions before cutting patches. Borders are cut to exact length required plus ¼" seam allowance. WOF designates the width of fabric from selvedge to selvedge (approximately 42" wide).

Fabric A Cut (4) 4 ½" x WOF strips. Sub-cut the strips into (29) 4 ½" squares.

Fabric B Cut (4) 4 ½" x WOF strips. Sub-cut the strips into (32) 4 ½" squares.

Fabric C Cut (3) 4 ½" x WOF strips. Sub-cut the strips into (24) 4 ½" squares.

Fabric D Cut (3) 4 ½" x WOF strips. Sub-cut the strips into (24) 4 ½" squares.

Fabric E Cut (3) 4 ½" x WOF strips. Sub-cut the strips into (20) 4 ½" squares.

Fabric F Cut (3) 4 ½" x WOF strips. Sub-cut the strips into (20) 4 ½" squares.

Fabric G Cut (2) 4 ½" x WOF strips. Sub-cut the strips into (16) 4 ½" squares.

Fabric H Cut (2) 4 ½" x WOF strips. Sub-cut the strips into (16) 4 ½" squares.

Fabric I Cut (2) 4 ½" x WOF strips. Sub-cut the strips into (12) 4 ½" squares.

Fabric J Cut (2) 4 ½" x WOF strips. Sub-cut the strips into (12) 4 ½" squares.

Fabric K Cut (1) 4 ½" x WOF strip. Sub-cut the strip into (8) 4 ½" squares.

Fabric L Cut (1) 4 ½" x WOF strip. Sub-cut the strip into (8) 4 ½" squares.

Fabric M Cut (1) 4 ½" x WOF strip. Sub-cut the strip into (4) 4 ½" squares.

Fabric Requirements

		Yardage	Fabric
Fabric A	blocks	⅝ yard	9166-E1
Fabric B	blocks	⅝ yard	9166-R4
Fabric C	blocks	½ yard	9166-E
Fabric D	blocks	½ yard	9166-P1
Fabric E	blocks	½ yard	9166-B3
Fabric F	blocks	½ yard	9166-B4
Fabric G	blocks	⅜ yard	9166-G5
Fabric H	blocks	⅜ yard	9166-T4
Fabric I	blocks	⅜ yard	9166-V3
Fabric J	blocks	⅜ yard	9166-G3
Fabric K	blocks	¼ yard	9166-Y2
Fabric L	blocks	¼ yard	9166-Y1
Fabric M	blocks	¼ yard	9166-O2
Fabric N	sashing	2 ½ yards	9426-L
Binding		⅔ yard	9427-L
Backing		4 ¾ yards	9430-L

Fabric N Cut (30) 1 ½" x WOF strips. Sew the strips together end to end with diagonal seams and cut (16) 1 ½" x 76 ½" strips. Cut (27) 1 ½" x WOF strips. Sub-cut the strips into (240) 1 ½" x 4 ½" strips.

Binding Cut (8) 2 ½" x WOF strips for the binding.

Backing Cut (2) 84" x WOF strips. Sew the strips together and trim to make (1) 84" x 84" backing.

Quilt Top Assembly

(Refer to the Quilt Layout when assembling the quilt top.)

1. Sew together (16) 1 ½" x 4 ½" Fabric N strips and (15) assorted 4 ½" squares, alternating them, to make (1) pieced row.
2. Repeat Step 1 and refer to the Quilt Layout for fabric identification and placement to make (15) pieced rows total.
3. Sew together (16) 1 ½" x 76 ½" Fabric N strips and the (15) pieced rows, alternating them, to make the quilt top.

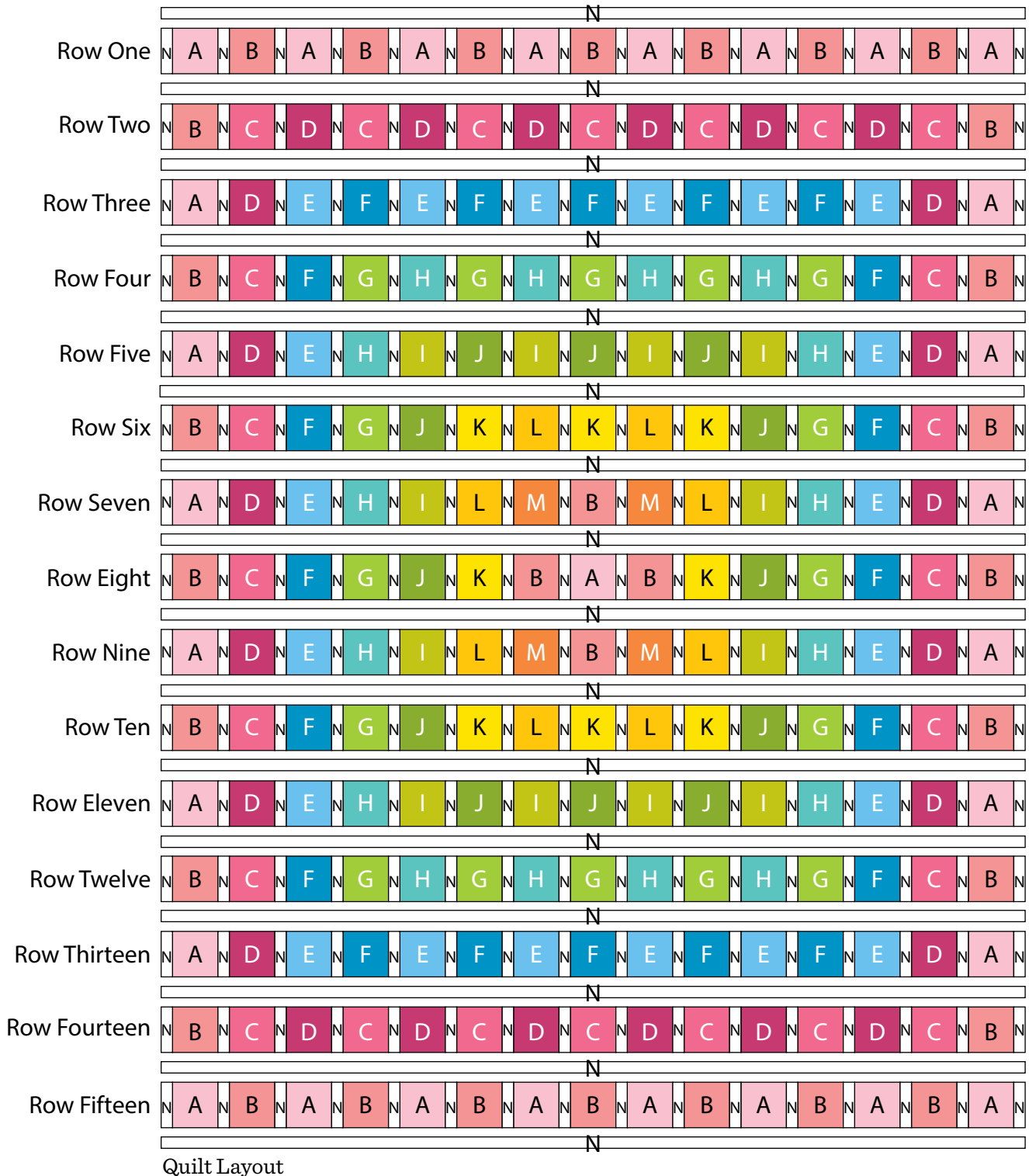
Rainbow Swirl

Finishing the Quilt

4. Layer and quilt as desired.

6. Bind as desired.

5. Sew the (8) binding strips together, end to end with a 45-degree seams, to make the binding. Fold this long strip in half lengthwise with wrong sides together and press.



Star Bright

ANDOVER FABRICS




9166-B3 1/2 yd



9166-B4 1/2 yd



9166-B5



9166-B6



9166-C2



9166-E 1/2 yd



9166-E1 5/8 yd



9166-G3 3/8 yd



9166-G4



9166-G5 3/8 yd



9166-O2 1/4 yd



9166-O3



9166-P



9166-P1 1/2 yd




9166-P2



9166-R3



9166-R4 5/8 yd



9166-T3



9166-T4 3/8 yd



9166-V3 3/8 yd




9166-WW



9166-Y1 1/4 yd



9166-Y2 1/4 yd



9166-Y3

Blend with fabrics from *Rainbow Sprinkles* by Andover Fabrics



9426-L 2 1/2 yds



9427-L (includes binding) 2/3 yd



9430-L (includes backing) 4 3/4 yds

About Our Fabrics

A recognized leader in the quilting industry, Andover Fabrics features designs by a wide variety of talented artists and licenses, including Downton Abbey and Eric Carle's Very Hungry Caterpillar. Catering to the tastes of creative and dedicated quilters, Andover has a style for everyone — authentic reproductions, romantic florals, modern and more.

Fabrics shown are 25% of actual size.

andover • makower.uk

Free Pattern Download Available

1384 Broadway New York, NY 10018
Tel. (800) 223-5678 • andoverfabrics.com